



A CONSOLIDATED GRAPHICS COMPANY

Deploying Secured PDFs on CD and the Web

September 27, 2005

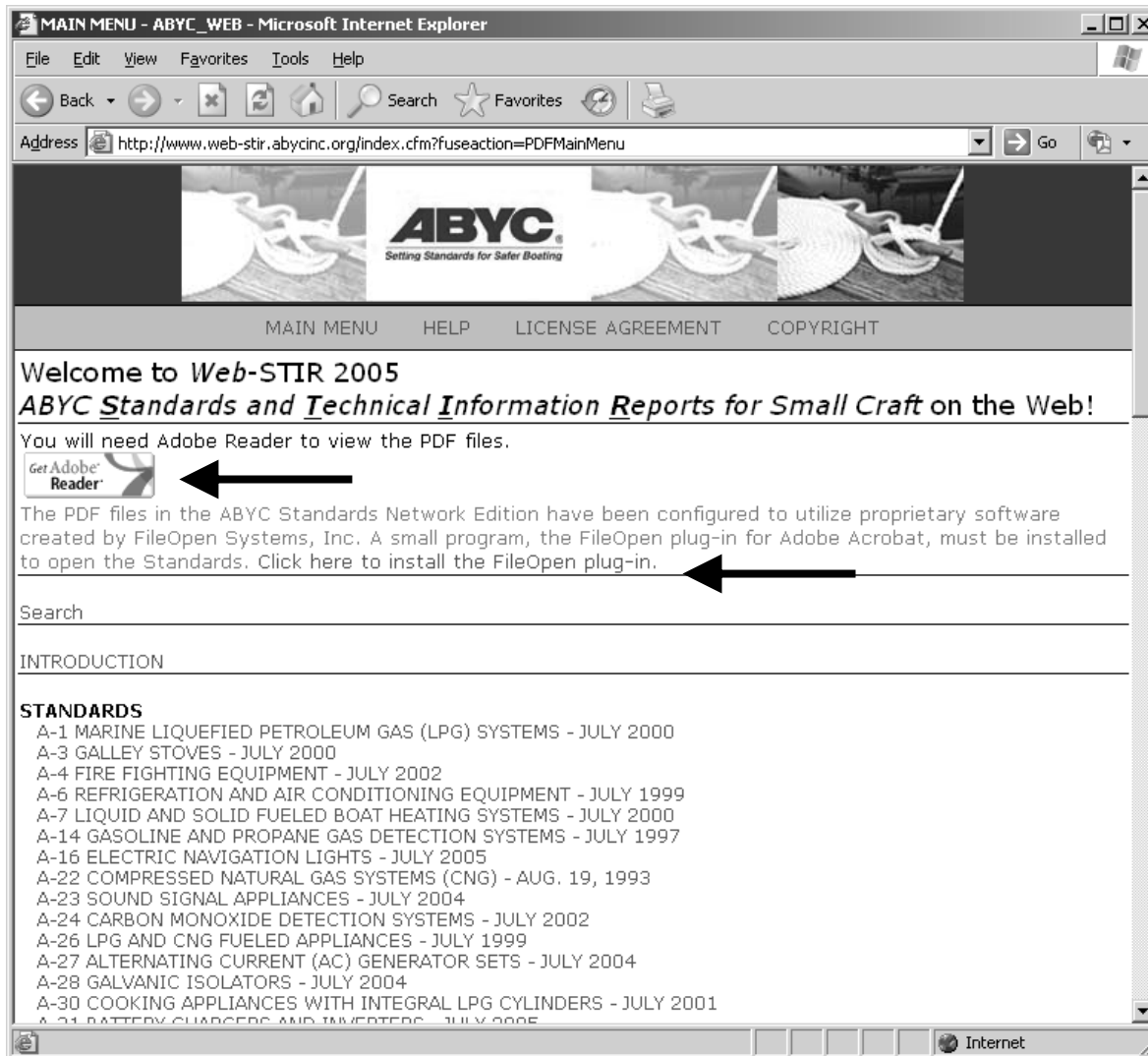
Presented by Mark Czajka
Director of New Technology

mczajka@ags.com

Questions to ask...

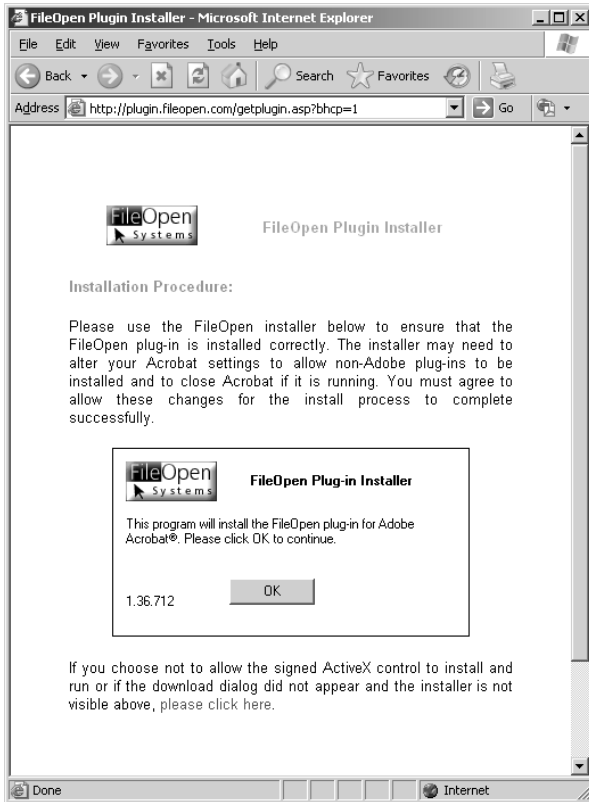
- How do you authorize users to view a PDF, no matter where it is located (Web, CD, etc.)
- Is it possible to control concurrent access to a Web based PDF?
- How many layers of security can you add to a PDF without frustrating the user?
- If you implement a security strategy, should you provide technical support to your users?

Web based Standards

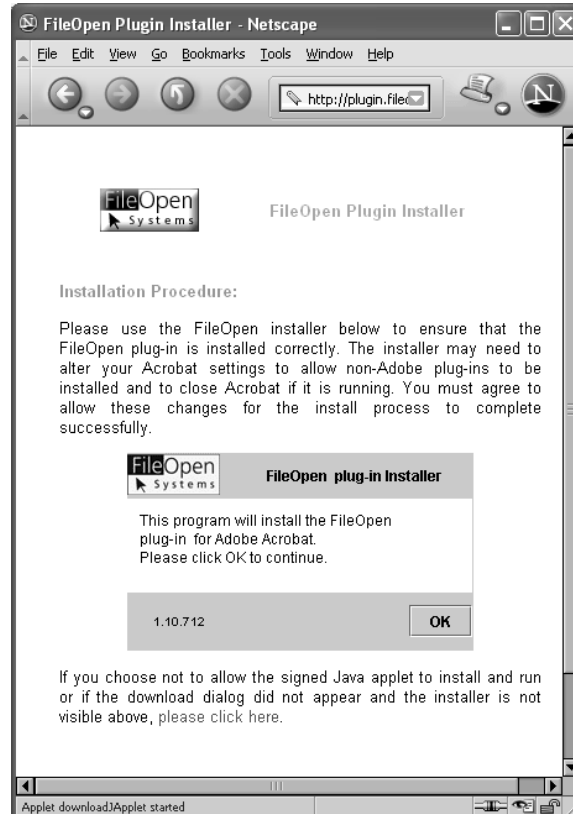


The user requires a copy of Adobe Reader and the FileOpen plug-in

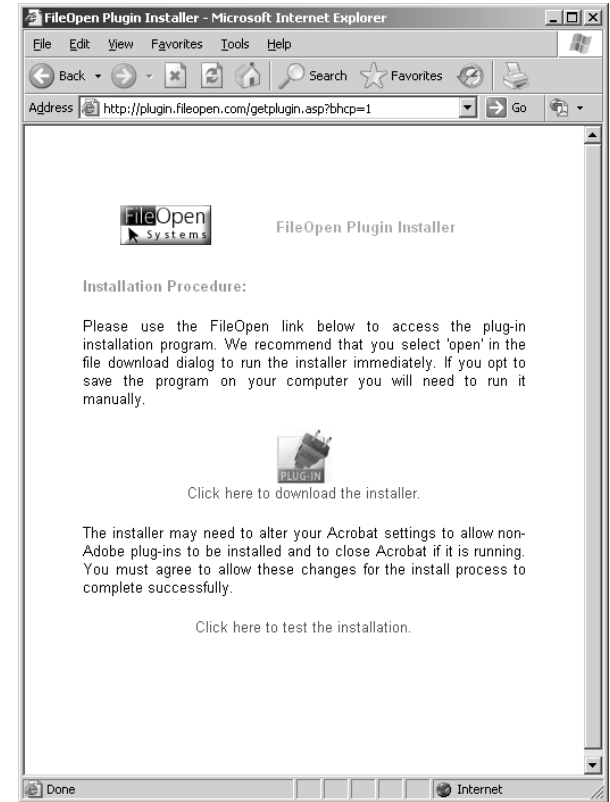
FileOpen Plug-in Installer



ActiveX



Java



Executable

Username/Password Access



The image shows a dialog box titled "Unlock ABYC Standards". At the top, there is a header bar with the text "Unlock ABYC Standards". Below this, a message box says "User Authentication Required" and "Your authentication is required for access.". There are two input fields: "Member ID" and "Password". At the bottom, there are two buttons: "OK" and "Cancel".

- Login required for access to the first PDF
- Login not required for access to 2nd, 3rd, etc. PDF in this session
- Acrobat plug-in communicates with server to display custom login dialog
- Access is granted by the server if the login is verified

Access to PDF granted

The screenshot shows a Microsoft Internet Explorer browser window displaying a PDF document. The address bar shows the URL: http://www.web-stir.abycinc.org/FileOpen/PDFFiles2005/encrypted/ABYC_STANDARDS/a-01.pdf. The browser's toolbar includes various navigation and utility icons, and the zoom level is set to 62%. On the left side, there is a sidebar with sections for Bookmarks, Layers, Pages, Attachments, and Comments. The Bookmarks section is active, showing a list of document sections:

- TABLE OF CONTENTS
- 1.1 PURPOSE
- 1.2 SCOPE
- 1.3 REFERENCED ORGANIZ
- 1.4 DEFINITIONS - FOR THE
- 1.5 REQUIREMENTS - IN GE
- 1.6 ELECTRICAL DEVICE IG
- 1.7 CYLINDERS, VALVES, #
- 1.8 LPG LOCKERS
- 1.9 FUEL LINES
- 1.10 INSTALLATION TESTS
- 1.11 SAFETY SIGNS AND L
- A-1 APPENDIX 1 - LIQUEFIE

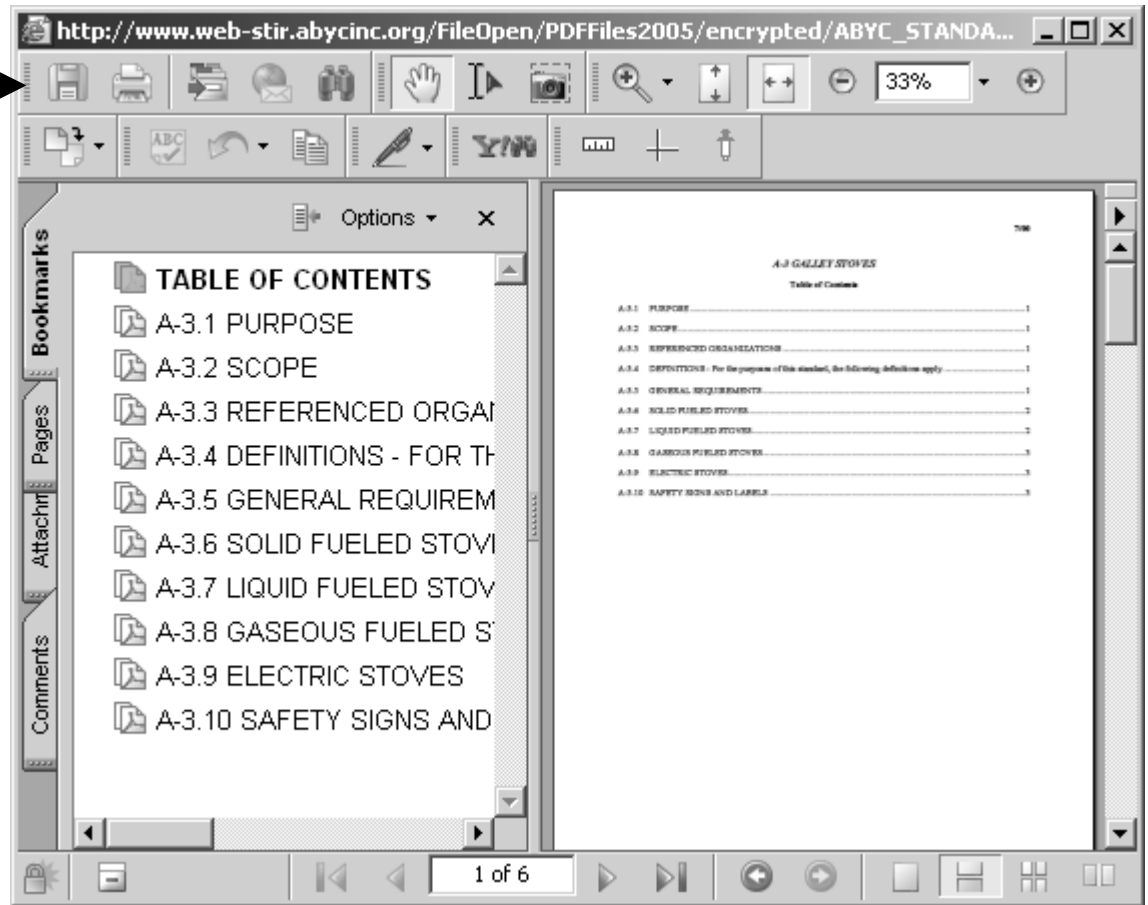
The main content area of the browser displays the PDF document. The page number 'A-1' and total pages '7/00' are visible in the top right corner. The document title is 'ABYC A-1 MARINE LIQUEFIED PETROLEUM GAS (LPG) SYSTEMS Table of Contents'. The table of contents is as follows:

1.1	PURPOSE.....	2
1.2	SCOPE.....	2
1.3	REFERENCED ORGANIZATIONS.....	2
1.4	DEFINITIONS - For the purposes of this standard, the following definitions apply.	2
1.5	REQUIREMENTS - IN GENERAL.....	3
1.6	ELECTRICAL DEVICE IGNITION PROTECTION.....	3
1.7	CYLINDERS, VALVES, AND SAFETY DEVICES.....	3
1.8	LPG LOCKERS.....	4
1.9	FUEL LINES.....	4
1.10	INSTALLATION TESTS.....	5
1.11	SAFETY SIGNS AND LABELS.....	5
A-1	APPENDIX 1 - LIQUEFIED PETROLEUM GAS SYSTEM (LPG).....	6

The status bar at the bottom of the browser indicates '1 of 7' pages.

Disable the Save Button

FileOpen
allows you to
disable the
Save Button in
the Acrobat
Toolbar



Web Admin Screens

ABYC FileOpen Administrative Module

Manage ABYC WEB User Accounts

Add User Remove selected users

VIEW BY PAGES

Remove	Member ID	Users
<input type="checkbox"/>	0289	1
<input type="checkbox"/>	0305	1
<input type="checkbox"/>	0311	1
<input type="checkbox"/>	0374	3
<input type="checkbox"/>	0403	3
<input type="checkbox"/>	0603	5
<input type="checkbox"/>	0644	8
<input type="checkbox"/>	0869	1
<input type="checkbox"/>	0902	3
<input type="checkbox"/>	10008	3
<input type="checkbox"/>	10344	1

ABYC FileOpen Administrative Module

Modify ABYC WEB User Login Account

Personal Information

ID: 49

Member ID:
(must be at least 4 characters and unique)

Password:
(must be at least 4 characters and unique)

Number Of Users:
(must be numeric)

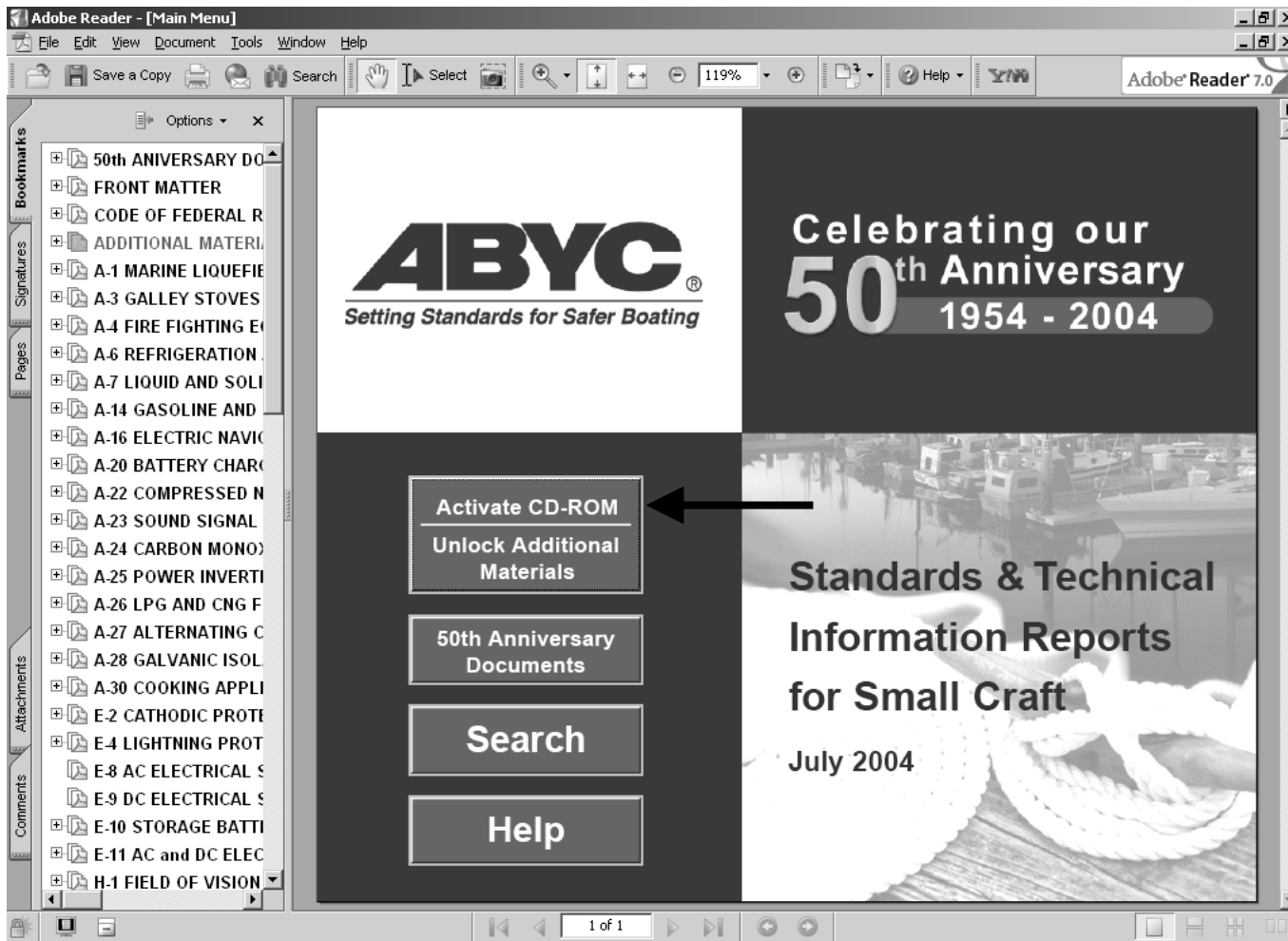
Expiration Date:
format (mm/dd/yyyy)

Submit Reset

| [Main Menu](#) | [Logoff](#) |

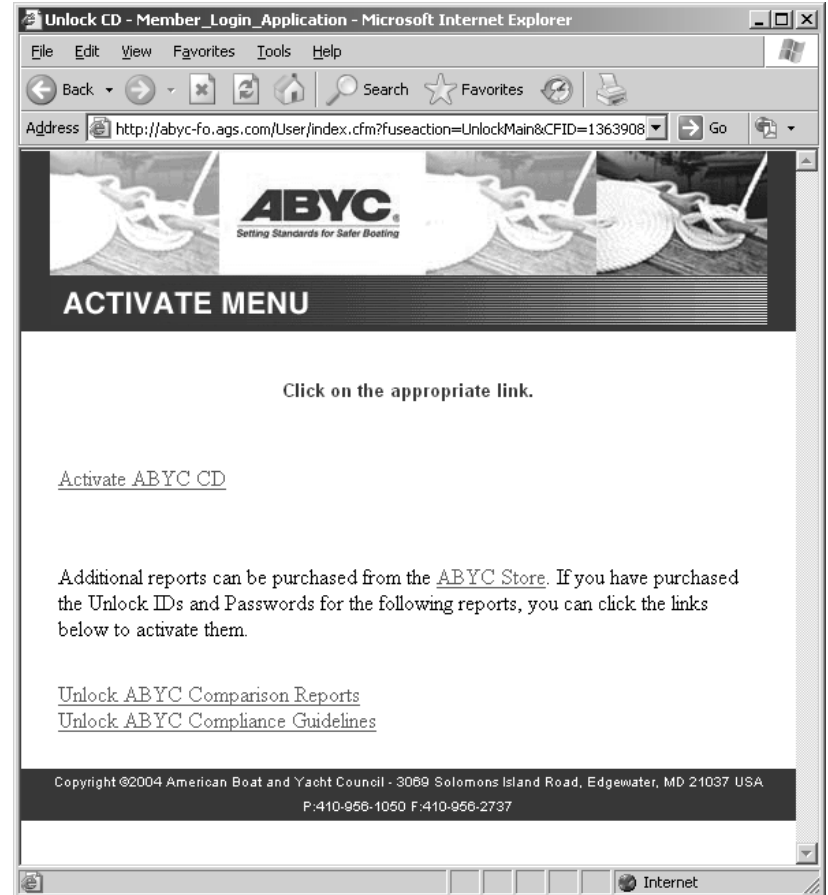
ABYC uses these admin screens to add or remove users, control when the access expires, and control the number of concurrent users allowed

CD based Standards



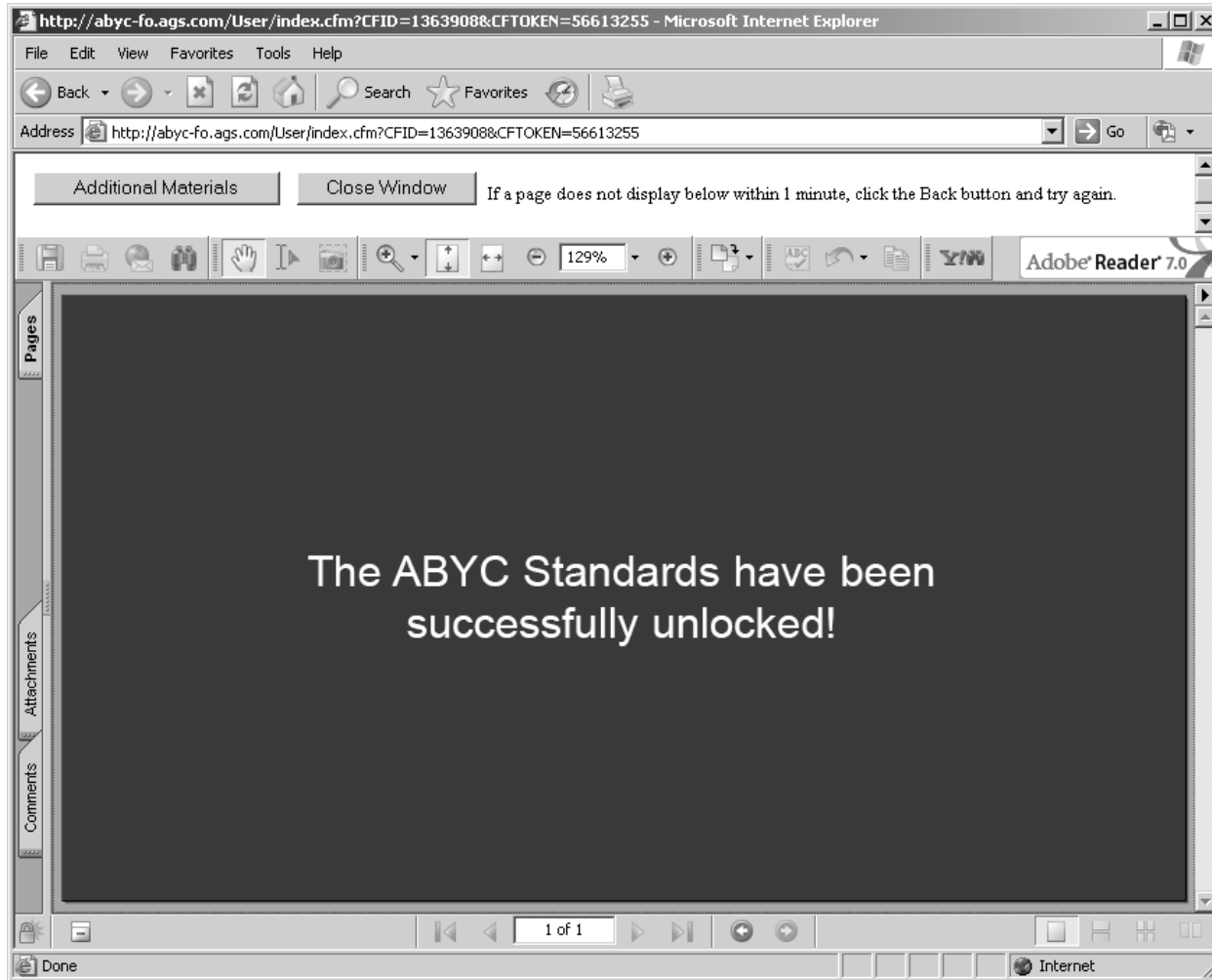
Activation is required the first time the CD is used

Login to Activate CD



If the user tries to open a PDF before CD activation, they are redirected to the login screen.

Permission is Granted



Offline permissions
are downloaded to
the user's hard
drive

CD Admin Screens

ABYC FileOpen Administrative Module

Manage ABYC User Accounts

Add User Remove selected users

VIEW BY PAGES

Remove	Member ID	Username	Uses
<input type="checkbox"/>	19593	Anthony Vitucci	1
<input type="checkbox"/>	16628	Capt. Alan Jarvis	2
<input type="checkbox"/>	10059	Capt. Andrew Kinsey	5
<input type="checkbox"/>	18051	Capt. Charles J. Hazouri	5
<input type="checkbox"/>	20663	Capt. Chris Price	2
<input type="checkbox"/>	15411	Capt. Dick Thorsen	2
<input type="checkbox"/>	18847	Capt. Dirk Taylor	3
<input type="checkbox"/>	14182	Capt. Edward S. Hatch, Jr.	2
<input type="checkbox"/>	15520	Capt. Frank Lanier	5
<input type="checkbox"/>	13286	Capt. J.D. Sailer	5
<input type="checkbox"/>	168	Capt. James A Frijouf	5
<input type="checkbox"/>	20299	Capt. Jeffrey P. Gonsalves	2
<input type="checkbox"/>	3422	Capt. John A. Wilson, III	2

ABYC FileOpen Administrative Module

Modify ABYC User Login Account

Personal Information

*Member ID: 19593
(must be at least 4 characters and unique)

*User Name: xxxxxx
(must be at least 4 characters and unique)

*Number Of Uses: 1
(must be at numeric)

Submit Reset

| [Main Menu](#) | [Logout](#) |

ABYC uses these admin screens to increase the number of installs allowed by the user of the CD.

Internet Access is Required!

- Internet access is required to activate the CD the first time. This was a problem for users not connected to the Internet, perhaps in a secure environment or located remotely
- Security was reduced on the most recent product making it easier for users to install; Internet access was not required

Tools mentioned in this Case Study

- FileOpen Web Publisher (www.fileopen.com)
- ARTS PDF Search (www.arts.com)